

# HOW TO START A FUNDRAISER ON FACEBOOK TO SUPPORT UNITED CEREBRAL PALSY



In honor of Cerebral Palsy Awareness Month in March, we created a simple guide to help our supporters launch Facebook fundraisers for United Cerebral Palsy. But championing UCP isn't just for one month – any time is a great time to rally your friends and family to support people with disabilities!

In just a few easy steps, you can create a fundraiser that helps provide essential resources – such as assistive technology, employment support and family services – that empower people with disabilities to live more independent and inclusive lives. With just a few clicks, you'll be making a real impact, helping to break down barriers and create opportunities for brighter futures.

1

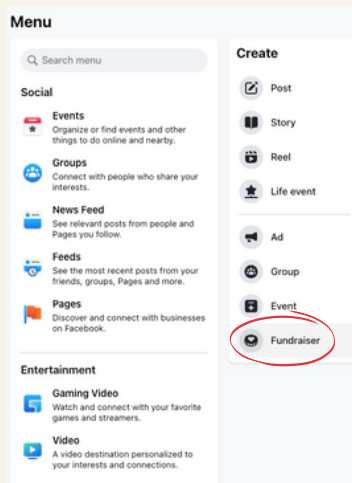


On Facebook, start by clicking the **MENU** button in the upper right corner of your homepage. It looks like this:



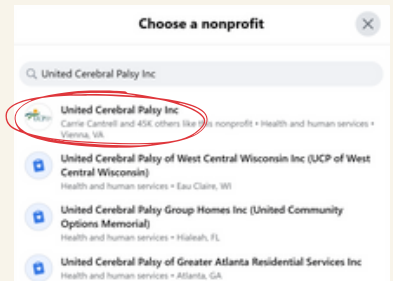

2

Under the **CREATE** section, click the **FUNDRAISER** option.



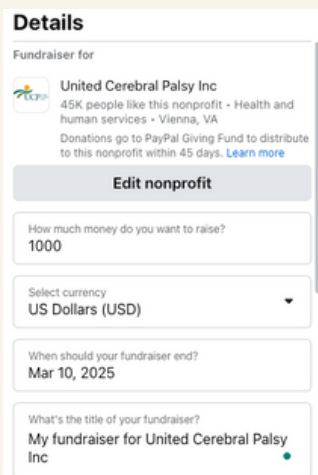
3

**SEARCH** for United Cerebral Palsy Inc:



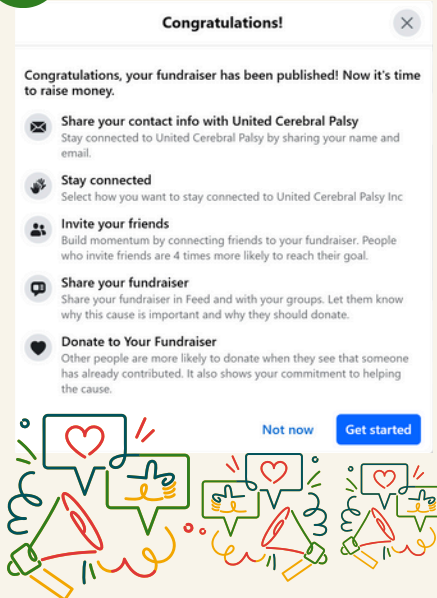
4

**CUSTOMIZE** your fundraiser. Set a goal amount, choose an end date, title and write a description, including why supporting UCP is important to you.



5

Once your fundraiser has been published, **SHARE** it!



## WHY YOUR FUNDRAISER MATTERS

By setting up a Facebook fundraiser for United Cerebral Palsy, you're directly helping people with disabilities gain access to healthcare, education, job training and independent living resources. Whether you raise \$50 or \$500, your efforts will create real change and bring opportunities to those who need them most.

With just a few clicks, you can inspire your friends and family to support a cause that transforms lives every day.

**Start your fundraiser for United Cerebral Palsy today!**

